



HIKMA Hallucination Check Report

SciFact-style hallucination detection and verification

Paper Analyzed

Protection under Fire: UNRWA, Humanitarian Access, and Civilian Safety in Gaza (2023–2025)

HIGH

HALLUCINATION RISK

0.0%

HALLUCINATION INDEX

20

CLAIMS ANALYZED


0

CLAIMS SUPPORTED



0

Claims with supporting evidence



No Evidence



20

Claims lacking evidence



Refuted



0

Claims contradicted by evidence





impacting its facilities across Gaza."

Hallucination Assessment:

 **Possible Hallucination** - Lack of evidence, but claim appears plausible

Notes:

No evidence provided for specific incident count.

Claim 2

NO_EVIDENCE

Score: 1

"These incidents resulted in 845 deaths of individuals sheltering within UNRWA premises and 2,554 injuries."

Hallucination Assessment:

 **Possible Hallucination** - Lack of evidence, but claim appears plausible

Notes:

No evidence provided for casualty figures.

Claim 3

NO_EVIDENCE

Score: 1

"Staff casualties included 196 killed personnel, representing 4% of total documented deaths."

Hallucination Assessment:

 **Possible Hallucination** - Lack of evidence, but claim appears plausible

Notes:

No evidence provided for staff casualty figures.



Notes:

No evidence provided for access denial percentage.


Claim 5

NO_EVIDENCE

Score: 1

"Of 183 schools serving as emergency shelters, 169 facilities (92.3%) experienced direct impacts from attacks or proximate violence."

Hallucination Assessment:

 **Possible Hallucination** - Lack of evidence, but claim appears plausible

Notes:

No evidence provided for school impact statistics.

Claim 6

NO_EVIDENCE

Score: 1

"Health centers faced even higher rates of targeting, with 21 of 22 facilities (95.5%) impacted during the reporting period."

Hallucination Assessment:

 **Possible Hallucination** - Lack of evidence, but claim appears plausible

Notes:

No evidence provided for health center impact rates.



 **Possible Hallucination** - Lack of evidence, but claim appears plausible

Notes:

No evidence provided for warehouse/office impact rates.


Claim 8

NO_EVIDENCE

Score: 1

"Facility damage shows a correlation coefficient of 0.78 with casualties."

Hallucination Assessment:

 **Possible Hallucination** - Lack of evidence, but claim appears plausible

Notes:

No evidence provided for correlation coefficients.

Claim 9

NO_EVIDENCE

Score: 1

"Access denial correlates at 0.65 with facility damage and 0.61 with casualties."

Hallucination Assessment:

 **Possible Hallucination** - Lack of evidence, but claim appears plausible

Notes:

No evidence provided for correlation coefficients.



Hallucination Assessment:

 **Possible Hallucination** - Lack of evidence, but claim appears plausible

Notes:

No evidence provided for mission outcome percentages.

Claim 11

NO_EVIDENCE

Score: 1

"Cross-sector analysis shows health missions facing the highest denial rates at 14% of total missions, followed by water, sanitation, and hygiene (WASH) at 9%, and nutrition at 7%."

Hallucination Assessment:

 **Possible Hallucination** - Lack of evidence, but claim appears plausible

Notes:

No evidence provided for sector-specific denial rates.


Claim 12

NO_EVIDENCE

Score: 1

"Logistics operations for fuel distribution and waste management faced 8% denial rates."

Hallucination Assessment:

 **Possible Hallucination** - Lack of evidence, but claim appears plausible

Notes:

No evidence provided for logistics denial rates.



 **Possible Hallucination** - Lack of evidence, but claim appears plausible

Notes:

No evidence provided for hospital damage percentage.


Claim 14

NO_EVIDENCE

Score: 1

"The loss of 714 health workers killed and 359 medical personnel arrested created catastrophic staffing shortages."

Hallucination Assessment:

 **Possible Hallucination** - Lack of evidence, but claim appears plausible

Notes:

No evidence provided for health worker casualty figures.


Claim 15

NO_EVIDENCE

Score: 1

"Educational infrastructure suffered similarly devastating impacts, with 456 schools damaged or destroyed (91% of total facilities) and 645,000 students displaced (94% of the student population)."


Hallucination Assessment:

 **Possible Hallucination** - Lack of evidence, but claim appears plausible

Notes:

No evidence provided for school damage and displacement figures.



 **Possible Hallucination** - Lack of evidence, but claim appears plausible

Notes:

No evidence provided for academic year loss claim.


Claim 17

NO_EVIDENCE

Score: 1

"The cumulative count reached 931 incidents by September 30, 2025."

Hallucination Assessment:

 **Possible Hallucination** - Lack of evidence, but claim appears plausible

Notes:

No evidence provided for cumulative incident count.

Claim 18

NO_EVIDENCE

Score: 1

"The International Court of Justice has addressed protection obligations in recent proceedings concerning the Gaza conflict."


Hallucination Assessment:

 **Possible Hallucination** - Lack of evidence, but claim appears plausible

Notes:

No evidence provided for ICJ proceedings claim.



 **Possible Hallucination** - Lack of evidence, but claim appears plausible

Notes:

No evidence provided for theoretical framework sources.


Claim 20

NO_EVIDENCE

Score: 1

"The study utilizes a case study design focused on UNRWA operations during the specified period."

Hallucination Assessment:

 **Possible Hallucination** - Lack of evidence, but claim appears plausible

Notes:

Methodological claim without supporting evidence.

Hallucination Check Metadata

Model: deepseek-chat

Max Claims: 25

Paper ID: review_20251124_145253

Method: SciFact/VeriSci



AI Scholar Frontier

Advanced Research Verification & Knowledge Discovery Platform



AI SCHOLAR FRONTIER

