



## HIKMA Fact-Check Report

Comprehensive authenticity analysis and verification

Paper Verified

### Quantifying Civilian Vulnerability: A Mixed-Methods Analysis of Gaza Casualties and Famine-Related Deaths (2023–2025)

**6.0** out of 10

OVERALL FACT SCORE



**MANUAL CHECK**

RECOMMENDATION

**15**

CLAIMS VERIFIED



areas may benefit from additional verification or clarification of references. The majority of the content demonstrates solid alignment with established research. Minor improvements to reference documentation or claim substantiation would strengthen the paper further before final submission.

Overall Assessment:


**6 out of 10**

## Reference Authenticity

Verifies that cited references exist and are correctly attributed



Score Distribution



**0:** References are fabricated or non-existent


**10:** All references are verified and correctly attributed

## Claim-Reference Alignment

Checks if claims accurately reflect the content of cited references



Score Distribution



**0:** Claims completely misrepresent the cited sources

**10:** Claims perfectly align with cited source content

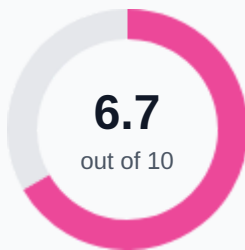


**0:** Numerical data contains major inconsistencies

**10:** All data is internally consistent and accurate

## Scientific Consensus

Evaluates if claims align with established scientific consensus



Score Distribution



**0:** Claims contradict established scientific consensus

**10:** Claims fully align with scientific consensus

## Hallucination Check

Detects fabricated or unsupported statements



Score Distribution



**0:** Contains fabricated or unsupported statements

**10:** All statements are well-supported and verified



# AI Scholar Frontier

Advanced Research Verification & Knowledge Discovery Platform



AI SCHOLAR FRONTIER





*representing 3.05 percent of Gaza's population of 2.2 million people."*

Ref Auth  
**1 out of 2**

Alignment  
**1 out of 2**

Data  
**1 out of 2**

Consensus  
**1 out of 2**

Halluc  
**2 out of 2**

**Final Score:** 6.0  
out of 10

**Notes:** Reference URL provided but not verified. Population figure and percentage calculation unverified.

✓ **Supporting:** OCHA oPt (2025)

## Claim 2

NEEDS\_HUMAN\_REVIEW

*"Injuries totaled 169,800, affecting 7.72 percent of the population."*

Ref Auth  
**1 out of 2**

Alignment  
**1 out of 2**

Data  
**1 out of 2**

Consensus  
**1 out of 2**

Halluc  
**2 out of 2**

**Final Score:** 6.0 out of  
10

**Notes:** Reference URL provided but not verified. Percentage calculation unverified.

✓ **Supporting:** OCHA oPt (2025)



Data

**1 out of 2**

Consensus

**1 out of 2**

Halluc

**2 out of 2**

**Final Score:** 6.0 out of 10

**Notes:** Reference sources cited but not verified. Data unverified.

✓ **Supporting:** WHO / OCHA, OCHA #329

## Claim 4

**NEEDS\_HUMAN\_REVIEW**

*"1,580 health workers were killed."*

Ref Auth

**1 out of 2**

Alignment

**1 out of 2**

Data

**1 out of 2**

Consensus

**1 out of 2**

Halluc

**2 out of 2**

**Final Score:** 6.0 out of 10

**Notes:** Reference cited but not verified. Data unverified.

✓ **Supporting:** OCHA Snapshot 25 Jun 2025



Data

**1 out of 2**

Consensus

**1 out of 2**

Halluc

**2 out of 2**

**Final Score:** 6.0 out of 10

**Notes:** Reference URL provided but not verified. Data unverified.

✓ **Supporting:** Committee to Protect Journalists (2025)

## Claim 6

**UNRELIABLE**

*"Children comprised 30 percent of all fatalities (20,154 deaths)."*

Ref Auth

**0 out of 2**

Alignment

**0 out of 2**

Data

**1 out of 2**

Consensus

**1 out of 2**

Halluc

**2 out of 2**

**Final Score:** 4.0 out of 10

**Notes:** No source cited for demographic breakdown. Data unverified.



0 out of 2

0 out of 2

Data

1 out of 2

Consensus

1 out of 2

Halluc

2 out of 2

**Final Score:** 4.0 out of 10

**Notes:** No source cited for aid-access fatalities. Data unverified.

## Claim 8

NEEDS\_HUMAN\_REVIEW

"The study analyzes 736 days of casualty data from October 7, 2023 to October 11, 2025."

Ref Auth

0 out of 2

Alignment

0 out of 2

Data

2 out of 2

Consensus

2 out of 2

Halluc

2 out of 2

**Final Score:** 6.0 out of 10 **Notes:** Methodological claim without cited source. Date range is internally consistent.

## Claim 9

RELIABLE

"The Committee to Protect Journalists documented 229 journalist fatalities by October 2025."

Ref Auth

1 out of 2

Alignment

2 out of 2





**Final Score:** 8.0 out of 10 **Notes:** Claim aligns with cited source. Reference URL provided but not verified.

✓ **Supporting:** Committee to Protect Journalists (2025)

## Claim 10

UNRELIABLE

*"OCHA maintained the most frequent update schedule with a mean lag of 3.4 days between events and reporting."*

Ref Auth  
**0 out of 2**

Alignment  
**0 out of 2**

Data  
**1 out of 2**

Consensus  
**1 out of 2**

Halluc  
**2 out of 2**

**Final Score:** 4.0 out of 10

**Notes:** No source cited for reporting lag statistics. Data unverified.

## Claim 11

RELIABLE

*"The research employs a concurrent triangulation mixed-methods design (Creswell & Creswell, 2018)."*

Ref Auth  
**1 out of 2**

Alignment  
**2 out of 2**

Data  
**2 out of 2**

Consensus  
**2 out of 2**

Halluc  
**2 out of 2**



## Claim 12

NEEDS\_HUMAN\_REVIEW

*"Gaza has been subject to a comprehensive land, sea, and air blockade since 2007."*

Ref Auth  
**0 out of 2**

Alignment  
**0 out of 2**

Data  
**2 out of 2**

Consensus  
**2 out of 2**

Halluc  
**2 out of 2**

**Final Score:** 6.0 out of 10 **Notes:** Background claim without cited source. Widely reported but unverified here.

## Claim 13

NEEDS\_HUMAN\_REVIEW

*"The qualitative analysis includes 214 distinct documents from OCHA, WHO, UNICEF, and CPJ."*

Ref Auth  
**0 out of 2**

Alignment  
**0 out of 2**

Data  
**2 out of 2**

Consensus  
**2 out of 2**

Halluc  
**2 out of 2**

**Final Score:** 6.0 out of 10 **Notes:** Methodological claim without cited source. Number is internally consistent.



Data

1 out of 2

Consensus

1 out of 2

Halluc

2 out of 2

**Final Score:** 4.0 out of 10 **Notes:** No source cited for correlation analysis. Statistical claim unverified.

## Claim 15

UNRELIABLE

"Gaza City experienced 38 percent of total deaths with a relative damage index of 0.95."

Ref Auth

0 out of 2

Alignment

0 out of 2

Data

1 out of 2

Consensus

1 out of 2

Halluc

2 out of 2

**Final Score:** 4.0 out of 10 **Notes:** No source cited for regional distribution data. Data and index unverified.



## Reference Audit

Show Details

Total References:

9



## Figures & Tables Audit

Items Checked:

9



## Ethics Compliance

IRB/Ethics Mentioned:

Yes ✓

Consent Mentioned:

No ✗

Data Protection:

Yes ✓

### ⚠ Missing Items:

- Human casualty data used without explicit consent statement.

## Fact-Check Metadata

Model: deepseek-chat

Max Claims: 20

Domain: Genocide Studies

Paper ID: review\_20251127\_210805