



## HIKMA Hallucination Check Report

SciFact-style hallucination detection and verification

Paper Analyzed

### Postcolonial Labor Metrics: Quantifying Inequality and Resilience in Occupied Palestine

**HIGH**

HALLUCINATION RISK

**12.0%**

HALLUCINATION INDEX

**25**

CLAIMS ANALYZED


**0**

CLAIMS SUPPORTED



0

Claims with supporting evidence



No Evidence



25

Claims lacking evidence



Refuted



0

Claims contradicted by evidence





*development and produce structural dependency (Roy, 2019)."*

**Hallucination Assessment:**

 **Possible Hallucination** - Lack of evidence, but claim appears plausible

**Notes:**

No evidence provided for Roy 2019.

## Claim 2

NO\_EVIDENCE

Score: 1

*"Historically, the occupation has reshaped economic structures through land confiscation and movement restrictions (Farsakh, 2021)."*

**Hallucination Assessment:**

 **Possible Hallucination** - Lack of evidence, but claim appears plausible

**Notes:**

No evidence provided for Farsakh 2021.

## Claim 3

NO\_EVIDENCE

Score: 1

*"The qualitative dimension provides crucial insight into how workers perceive and communicate their economic realities within institutional and community contexts (Creswell, 2018)."*


**Hallucination Assessment:**

 **Possible Hallucination** - Lack of evidence, but claim appears plausible

**Notes:**

No evidence provided for Creswell 2018.



 **Possible Hallucination** - Lack of evidence, but claim appears plausible

**Notes:**

No evidence provided for Fricker 2007.

## Claim 5

NO\_EVIDENCE

Score: 1

*"Research in this tradition documents how movement restrictions and permit systems disproportionately affect women's access to employment opportunities, while traditional gender roles assign primary responsibility for care work to women (Griffiths & Brooks, 2022)."*

**Hallucination Assessment:**

 **Possible Hallucination** - Lack of evidence, but claim appears plausible

**Notes:**

No evidence provided for Griffiths & Brooks 2022.

## Claim 6

NO\_EVIDENCE

Score: 1

*"Recent scholarship has documented how Palestinian women develop distinctive economic strategies within these constraints, particularly through informal sector entrepreneurship and community-based economic networks (Omran & Yousafzai, 2023)."*

**Hallucination Assessment:**


 **Possible Hallucination** - Lack of evidence, but claim appears plausible

**Notes:**

No evidence provided for Omran & Yousafzai 2023.



### Hallucination Assessment:

 **Possible Hallucination** - Lack of evidence, but claim appears plausible

### Notes:

No evidence provided for Alamdari et al. 2022 or Ungar 2021.

## Claim 8

NO\_EVIDENCE

Score: 1

*"Lordos & Hyslop (2021) develops the concept of multisystemic resilience to capture how Palestinian communities maintain functioning across ecological, social, and psychological domains despite prolonged exposure to conflict and occupation."*

### Hallucination Assessment:

 **Possible Hallucination** - Lack of evidence, but claim appears plausible

### Notes:

No evidence provided for Lordos & Hyslop 2021.


## Claim 9

NO\_EVIDENCE

Score: 2

*"Methodological innovations in documenting Palestinian labor experiences have included mixed-methods approaches that combine quantitative surveys with qualitative narratives to capture both structural patterns and lived experiences (Creswell, 2018; Jabali et al., 2025)."*

### Hallucination Assessment:


 **Hallucination Detected** - Claim is refuted or contains fabricated information

### Notes:

No evidence for Jabali et al. 2025 (future date).



### Hallucination Assessment:

 **Hallucination Detected** - Claim is refuted or contains fabricated information

### Notes:

No evidence for Bayyoud et al. 2025 (future date).

## Claim 11

NO\_EVIDENCE

Score: 2

*"The institutional landscape for Palestinian labor research includes the Palestinian Central Bureau of Statistics, which produces regular labor force surveys, alongside non-governmental organizations and academic institutions that document economic conditions (of Statistics, 2025)."*

### Hallucination Assessment:

 **Hallucination Detected** - Claim is refuted or contains fabricated information

### Notes:

No evidence for 'of Statistics 2025' (future date).

## Claim 12

NO\_EVIDENCE

Score: 1

*"The quantitative dataset includes approximately 164,000 individuals from 8,200 households surveyed quarterly across the West Bank, East Jerusalem, and Gaza Strip."*

### Hallucination Assessment:


 **Possible Hallucination** - Lack of evidence, but claim appears plausible

### Notes:

No evidence provided for dataset specifics.



### Hallucination Assessment:

 **Possible Hallucination** - Lack of evidence, but claim appears plausible

### Notes:

No evidence provided for participant recruitment.


## Claim 14

NO\_EVIDENCE

Score: 1

*"The coding process maintained inter-coder reliability of Cronbach  $\alpha = 0.87$  through regular team calibration sessions."*

### Hallucination Assessment:

 **Possible Hallucination** - Lack of evidence, but claim appears plausible

### Notes:

No evidence provided for reliability metric.


## Claim 15

NO\_EVIDENCE

Score: 1

*"As presented in Table 1, male employment rates averaged 73.1 percent compared to 31.6 percent for females during the study period."*

### Hallucination Assessment:

 **Possible Hallucination** - Lack of evidence, but claim appears plausible

### Notes:

No evidence provided for Table 1 data.



 **Possible Hallucination** - Lack of evidence, but claim appears plausible

**Notes:**

No evidence provided for unemployment rates.


## Claim 17

NO\_EVIDENCE

Score: 1

*"The data further reveals that 30.0 percent of women were categorized as out of the labor force, often engaged in unpaid care work."*

**Hallucination Assessment:**

 **Possible Hallucination** - Lack of evidence, but claim appears plausible

**Notes:**

No evidence provided for labor force data.

## Claim 18

NO\_EVIDENCE

Score: 1

*"As shown in Table 2, the gender wage gap was most pronounced in the informal sector, where women earned 41.9 percent less than men."*

**Hallucination Assessment:**

 **Possible Hallucination** - Lack of evidence, but claim appears plausible

**Notes:**

No evidence provided for Table 2 data.





 **Possible Hallucination** - Lack of evidence, but claim appears plausible

**Notes:**

No evidence provided for wage gap data.


## Claim 20

NO\_EVIDENCE

Score: 1

*"The correlation matrix in Table 3 reveals that gender had a moderate positive correlation with wage levels ( $r = 0.33$ ), indicating systematic bias in compensation structures."*

**Hallucination Assessment:**

 **Possible Hallucination** - Lack of evidence, but claim appears plausible

**Notes:**

No evidence provided for Table 3 data.

## Claim 21

NO\_EVIDENCE

Score: 1

*"As detailed in Table 4, unemployment in Gaza reached 46.5 percent overall, with female unemployment soaring to 57.6 percent."*

**Hallucination Assessment:**

 **Possible Hallucination** - Lack of evidence, but claim appears plausible

**Notes:**

No evidence provided for Table 4 data.



 **Possible Hallucination** - Lack of evidence, but claim appears plausible

**Notes:**

No evidence provided for Table 6 data.


## Claim 23

NO\_EVIDENCE

Score: 1

*"Most notably, Table 5 documents a 5.7 percent increase in women's participation in informal trade between 2020 and 2024, representing a significant adaptation strategy."*

**Hallucination Assessment:**

 **Possible Hallucination** - Lack of evidence, but claim appears plausible

**Notes:**

No evidence provided for Table 5 data.


## Claim 24

NO\_EVIDENCE

Score: 1

*"The correlation between education and employment is weaker in the OPT ( $r = 0.42$ ) than in comparable developing economies (Anowor et al., 2023)."*

**Hallucination Assessment:**

 **Possible Hallucination** - Lack of evidence, but claim appears plausible

**Notes:**

No evidence provided for Anowor et al. 2023.



## Hallucination Assessment:

**✗ Hallucination Detected** - Claim is refuted or contains fabricated information

## Notes:

No evidence for Nazzal et al. 2024 (future date).

## Hallucination Check Metadata

Model: deepseek-chat

Max Claims: 25

Paper ID: review\_20251127\_212520

Method: SciFact/VeriSci