



HIKMA Hallucination Check Report

SciFact-style hallucination detection and verification

Paper Analyzed

**Empirical Communication and Trust Construction in
ACLED Data of the 2023-2024 Palestine–Israel Conflict**

MEDIUM

HALLUCINATION RISK

4.0%

HALLUCINATION INDEX

25

CLAIMS ANALYZED


0

CLAIMS SUPPORTED



0

Claims with supporting evidence



No Evidence



25

Claims lacking evidence



Refuted



0


Claims contradicted by evidence





events from October 2023 to July 2025."

Hallucination Assessment:

 **Possible Hallucination** - Lack of evidence, but claim appears plausible

Notes:

No evidence provided to verify dataset size or timeframe.


Claim 2

NO_EVIDENCE

Score: 1

"The Gaza Strip experienced 43.3% of recorded events (3,212 events) with 17,890 fatalities, resulting in a mean of 5.57 fatalities per event."

Hallucination Assessment:

 **Possible Hallucination** - Lack of evidence, but claim appears plausible

Notes:

No evidence provided for regional event distribution or fatality counts.

Claim 3

NO_EVIDENCE

Score: 1

"Air and artillery strikes accounted for 33.4% of incidents (2,480 events) with the highest mean fatalities at 6.1 per event."

Hallucination Assessment:

 **Possible Hallucination** - Lack of evidence, but claim appears plausible

Notes:

No evidence provided for event type distribution or fatality rates.



Notes:

No evidence provided for keyword frequency analysis.


Claim 5

NO_EVIDENCE

Score: 1

"Hospital mentions occur in 24.0% of entries (1,782 entries)."

Hallucination Assessment:

 **Possible Hallucination** - Lack of evidence, but claim appears plausible

Notes:

No evidence provided for keyword frequency analysis.


Claim 6

NO_EVIDENCE

Score: 1

"School references appear in 17.8% of entries (1,320 entries)."


Hallucination Assessment:

 **Possible Hallucination** - Lack of evidence, but claim appears plausible

Notes:

No evidence provided for keyword frequency analysis.



 **Possible Hallucination** - Lack of evidence, but claim appears plausible

Notes:

No evidence provided for monthly fatality statistics.

Claim 8

NO_EVIDENCE

Score: 1

"November 2023 shows the highest number of events (690) with 3,412 fatalities, maintaining a high mean fatality rate of 4.95."

Hallucination Assessment:

 **Possible Hallucination** - Lack of evidence, but claim appears plausible

Notes:

No evidence provided for monthly event and fatality counts.

Claim 9

NO_EVIDENCE

Score: 1

"The period from July 2024 to July 2025 accounts for 3,495 events with 12,210 fatalities."


Hallucination Assessment:

 **Possible Hallucination** - Lack of evidence, but claim appears plausible

Notes:

No evidence provided for extended timeframe statistics.



 **Possible Hallucination** - Lack of evidence, but claim appears plausible

Notes:

No evidence provided for West Bank event statistics.

Claim 11

NO_EVIDENCE

Score: 1

"Israel documented 2,194 events (29.6%) with 1,202 fatalities, showing the lowest mean fatality rate at 0.55 per event."

Hallucination Assessment:

 **Possible Hallucination** - Lack of evidence, but claim appears plausible

Notes:

No evidence provided for Israel event statistics.

Claim 12

NO_EVIDENCE

Score: 1

"Armed clashes comprised 1,842 events (24.8%) with a mean of 3.8 fatalities."

Hallucination Assessment:

 **Possible Hallucination** - Lack of evidence, but claim appears plausible

Notes:

No evidence provided for armed clash statistics.



Notes:

No evidence provided for violence against civilians statistics.


Claim 14

NO_EVIDENCE

Score: 1

"Protests and demonstrations accounted for 1,190 events (16.0%) with the lowest mean fatality rate at 0.3."

Hallucination Assessment:

 **Possible Hallucination** - Lack of evidence, but claim appears plausible

Notes:

No evidence provided for protest event statistics.


Claim 15

NO_EVIDENCE

Score: 1

"Engagements between Israeli forces and Palestinian armed groups show the highest correlation between event frequency and fatalities ($r=0.72$) with a mean of 5.21 fatalities per event."

Hallucination Assessment:

 **Possible Hallucination** - Lack of evidence, but claim appears plausible

Notes:

No evidence provided for correlation coefficients or actor interaction data.



 **Possible Hallucination** - Lack of evidence, but claim appears plausible

Notes:

No evidence provided for correlation coefficients or actor interaction data.


Claim 17

NO_EVIDENCE

Score: 1

"Settler violence against Palestinian civilians shows moderate correlation ($r=0.34$) with 1.89 mean fatalities."

Hallucination Assessment:

 **Possible Hallucination** - Lack of evidence, but claim appears plausible

Notes:

No evidence provided for correlation coefficients or actor interaction data.

Claim 18

NO_EVIDENCE

Score: 1

"Palestinian group actions against Israeli civilians show the weakest correlation ($r=0.28$) with 0.98 mean fatalities."

Hallucination Assessment:

 **Possible Hallucination** - Lack of evidence, but claim appears plausible

Notes:

No evidence provided for correlation coefficients or actor interaction data.



Notes:

No evidence provided for age distribution estimates.


Claim 20

NO_EVIDENCE

Score: 1

"Youth (15-29 years) account for 28% of fatalities."

Hallucination Assessment:

 **Possible Hallucination** - Lack of evidence, but claim appears plausible

Notes:

No evidence provided for age distribution estimates.


Claim 21

NO_EVIDENCE

Score: 1

"Adults aged 30-59 represent 25% of fatalities."

Hallucination Assessment:

 **Possible Hallucination** - Lack of evidence, but claim appears plausible

Notes:

No evidence provided for age distribution estimates.



Notes:

No evidence provided for age distribution estimates.


Claim 23

NO_EVIDENCE

Score: 1

"Ceasefire mentions appear in 980 entries (13.2%)."

Hallucination Assessment:

 **Possible Hallucination** - Lack of evidence, but claim appears plausible

Notes:

No evidence provided for keyword frequency analysis.


Claim 24

NO_EVIDENCE

Score: 1

"Journalist references appear in 442 entries (5.9%)."

Hallucination Assessment:

 **Possible Hallucination** - Lack of evidence, but claim appears plausible

Notes:

No evidence provided for keyword frequency analysis.



Notes:

Citation placeholder indicates fabricated reference.

Hallucination Check Metadata

Model: deepseek-chat

Max Claims: 25

Paper ID: review_20251127_213918

Method: SciFact/VeriSci