



## HIKMA Hallucination Check Report

SciFact-style hallucination detection and verification

Paper Analyzed

### Counting the Living: Civilian Harm in the Palestinian Holocaust

**HIGH**

HALLUCINATION RISK

**100.0%**

HALLUCINATION INDEX

**25**

CLAIMS ANALYZED


**0**

CLAIMS SUPPORTED



0

Claims with supporting evidence



No Evidence



25

Claims lacking evidence



Refuted



0


Claims contradicted by evidence





*analysis of 41,236 conflict event records from the Armed Conflict Location and Event Data project spanning October 2023 to July 2025."*

**Hallucination Assessment:**

 **Hallucination Detected** - Claim is refuted or contains fabricated information

**Notes:**

No evidence provided for dataset existence or timeframe.


## Claim 2

NO\_EVIDENCE

Score: 2

*"Quantitative findings indicate civilian fatalities constitute 71.9 percent of recorded deaths."*

**Hallucination Assessment:**

 **Hallucination Detected** - Claim is refuted or contains fabricated information

**Notes:**

No evidence provided for this specific statistic.

## Claim 3

NO\_EVIDENCE

Score: 2

*"Local sources demonstrate higher reliability indices (0.82) compared to institutional channels (0.46)."*

**Hallucination Assessment:**

 **Hallucination Detected** - Claim is refuted or contains fabricated information

**Notes:**

No evidence provided for reliability indices.



### Notes:

Plausible but no evidence provided.


## Claim 5

NO\_EVIDENCE

Score: 1

*"The sample incorporates documentation from multiple source types to capture diverse perspectives on conflict events."*

### Hallucination Assessment:

 **Possible Hallucination** - Lack of evidence, but claim appears plausible

### Notes:

Methodological claim, no evidence.


## Claim 6

NO\_EVIDENCE

Score: 2

*"For qualitative analysis, 1,200 narrative fields were selected through stratified random sampling."*


### Hallucination Assessment:

 **Hallucination Detected** - Claim is refuted or contains fabricated information

### Notes:

No evidence for sampling details.



 **Possible Hallucination** - Lack of evidence, but claim appears plausible

**Notes:**

Methodological claim, no evidence.


## Claim 8

NO\_EVIDENCE

Score: 1

*"Statistical computations used R software."*

**Hallucination Assessment:**

 **Possible Hallucination** - Lack of evidence, but claim appears plausible

**Notes:**

Methodological claim, no evidence.

## Claim 9

NO\_EVIDENCE

Score: 1

*"Qualitative analysis followed systematic procedures for thematic analysis (Flick, 2014)."*

**Hallucination Assessment:**

 **Possible Hallucination** - Lack of evidence, but claim appears plausible

**Notes:**

Methodological claim, no evidence.



**Notes:**

No evidence for saturation point.

**Claim 11**

NO\_EVIDENCE

Score: 1

*"The integration of quantitative and qualitative approaches followed a concurrent triangulation design (Creswell, 2018)."*

**Hallucination Assessment:**

 **Possible Hallucination** - Lack of evidence, but claim appears plausible

**Notes:**

Methodological claim, no evidence.

**Claim 12**

NO\_EVIDENCE

Score: 1

*"Multiple procedures ensured analytical trustworthiness: methodological triangulation, reflexive journaling, peer debriefing, maintenance of analytical audit trail."*

**Hallucination Assessment:**

 **Possible Hallucination** - Lack of evidence, but claim appears plausible

**Notes:**

Methodological claim, no evidence.



 **Possible Hallucination** - Lack of evidence, but claim appears plausible

**Notes:**

Ethical claim, no evidence.


## Claim 14

NO\_EVIDENCE

Score: 2

"Monthly fatalities for Oct 2023 were 6,842 (16.6% of total, mean 220.7 per day, SD 54.2)."

**Hallucination Assessment:**

 **Hallucination Detected** - Claim is refuted or contains fabricated information

**Notes:**

No evidence for specific fatality statistics.


## Claim 15

NO\_EVIDENCE

Score: 2

"Air/drone strikes accounted for 10,124 events (24.6% of events, mean fatalities 7.3)."

**Hallucination Assessment:**

 **Hallucination Detected** - Claim is refuted or contains fabricated information

**Notes:**

No evidence for event type breakdown.



**Notes:**

No evidence for regional distribution.


## Claim 17

NO\_EVIDENCE

Score: 2

*"Civilians (Gaza + WB) accounted for 78,912 fatalities (71.9% of total)."*

**Hallucination Assessment:**

 **Hallucination Detected** - Claim is refuted or contains fabricated information

**Notes:**

No evidence for fatality ratios.


## Claim 18

NO\_EVIDENCE

Score: 2

*"Israeli military vs. Palestinian civilians events had mean fatalities of 6.8 and correlation  $r=0.77$ ."*

**Hallucination Assessment:**

 **Hallucination Detected** - Claim is refuted or contains fabricated information

**Notes:**

No evidence for actor comparisons.





### Notes:

No evidence for correlation matrix.


## Claim 20

NO\_EVIDENCE

Score: 2

*"Civilian share of fatalities was 74.2% in Q4 2023, declining to 69.4% in Q3 2024."*

### Hallucination Assessment:

 **Hallucination Detected** - Claim is refuted or contains fabricated information

### Notes:

No evidence for temporal trend.


## Claim 21

NO\_EVIDENCE

Score: 2

*"Keyword 'strike' appears 19,402 times (47.1% relative frequency) in narratives."*

### Hallucination Assessment:

 **Hallucination Detected** - Claim is refuted or contains fabricated information

### Notes:

No evidence for keyword frequency.



## Hallucination Assessment:

**✗ Hallucination Detected** - Claim is refuted or contains fabricated information

## Notes:

No evidence for dataset availability.

## Claim 23

NO\_EVIDENCE

Score: 1

*"The study builds on previous work in conflict studies (Pettersson, 2021; Raleigh et al., 2010)."*

## Hallucination Assessment:

**⚠ Possible Hallucination** - Lack of evidence, but claim appears plausible

## Notes:

Citation claim, no evidence provided.

## Claim 24

NO\_EVIDENCE

Score: 1

*"The qualitative themes include witnessing under siege, loss as credibility, digital silencing, and resilient mourning."*


## Hallucination Assessment:

**⚠ Possible Hallucination** - Lack of evidence, but claim appears plausible

## Notes:

Analytical claim, no evidence.



 **Possible Hallucination** - Lack of evidence, but claim appears plausible

**Notes:**

Theoretical claim, no evidence.

**Hallucination Check Metadata**

Model: deepseek-chat

Max Claims: 25

Paper ID: review\_20251127\_214136

Method: SciFact/VeriSci