



HIKMA Hallucination Check Report

SciFact-style hallucination detection and verification

Paper Analyzed

Unequal Modernities, Unequal Measures of Trust

MEDIUM

HALLUCINATION RISK

4.0%

HALLUCINATION INDEX

25

CLAIMS ANALYZED


0

CLAIMS SUPPORTED



0

Claims with supporting evidence



No Evidence



25

Claims lacking evidence



Refuted



0


Claims contradicted by evidence





shape credibility construction in conflict reporting and policy discourse through analysis of a panel dataset (2000–2021) comprising 16 development, health, and defense indicators."

Hallucination Assessment:

 **Possible Hallucination** - Lack of evidence, but claim appears plausible

Notes:

No evidence provided for dataset or analysis.

Claim 2

NO_EVIDENCE

Score: 1

"The study employs a mixed-methods concurrent triangulation design, integrating quantitative analysis of macro-indicators with qualitative thematic coding of interpretive memos."

Hallucination Assessment:

 **Possible Hallucination** - Lack of evidence, but claim appears plausible

Notes:

No evidence for design or methods.

Claim 3

NO_EVIDENCE

Score: 1

"Israel's higher means on GDP, literacy, and IT output correlate with presumptions of technocratic credibility."


Hallucination Assessment:

 **Possible Hallucination** - Lack of evidence, but claim appears plausible

Notes:

No evidence for correlation or credibility presumption.



 **Possible Hallucination** - Lack of evidence, but claim appears plausible

Notes:

No evidence for rates or credibility channeling.


Claim 5

NO_EVIDENCE

Score: 1

"Indicator coherence (GDP-IT-literacy cluster) and narrative coherence (vulnerability-risk cluster) independently foster trust while appealing to different audience logics—technocratic versus humanitarian."

Hallucination Assessment:

 **Possible Hallucination** - Lack of evidence, but claim appears plausible

Notes:

No evidence for coherence or trust fostering.

Claim 6

NO_EVIDENCE

Score: 1

"Institutional practices, including editorial norms and expert citation patterns, valorize quantification, potentially marginalizing experiential accounts absent deliberate contextualization."

Hallucination Assessment:

 **Possible Hallucination** - Lack of evidence, but claim appears plausible

Notes:

No evidence for practices or marginalization.



 **Possible Hallucination** - Lack of evidence, but claim appears plausible

Notes:

No evidence for dataset existence.


Claim 8

NO_EVIDENCE

Score: 2

"Data were sourced from the publicly available Kaggle dataset "Israel vs Palestine", which aggregates information from World Bank, UN agencies, and defense yearbooks."

Hallucination Assessment:

 **Hallucination Detected** - Claim is refuted or contains fabricated information

Notes:

No evidence for Kaggle dataset; likely fabricated.

Claim 9

NO_EVIDENCE

Score: 1

"Quantitative analysis involved data preparation, descriptive statistics, and correlation analysis using R statistical software."

Hallucination Assessment:

 **Possible Hallucination** - Lack of evidence, but claim appears plausible

Notes:

No evidence for analysis or software use.



Notes:

No evidence for method or citation.


Claim 11

NO_EVIDENCE

Score: 1

"Israel's GDP is approximately 44 times larger than Palestine's."

Hallucination Assessment:

 **Possible Hallucination** - Lack of evidence, but claim appears plausible

Notes:

No evidence for GDP comparison.

Claim 12

NO_EVIDENCE

Score: 1

"Infant mortality in Palestine is approximately 4.5 times higher than in Israel."

Hallucination Assessment:

 **Possible Hallucination** - Lack of evidence, but claim appears plausible

Notes:

No evidence for mortality rates.



Notes:

No evidence for maternal mortality.


Claim 14

NO_EVIDENCE

Score: 1

"The strong positive correlation between GDP and population ($r=0.97$) and the strong negative correlation between fertility and literacy ($r=-0.97$) indicate that audiences may develop commonsense associations where economic and educational indicators signal credibility."

Hallucination Assessment:

 **Possible Hallucination** - Lack of evidence, but claim appears plausible

Notes:

No evidence for correlations or audience associations.

Claim 15

NO_EVIDENCE

Score: 1

"Professional news norms privilege official statistics and quantitative evidence."

Hallucination Assessment:

 **Possible Hallucination** - Lack of evidence, but claim appears plausible

Notes:

No evidence for news norms.



 **Possible Hallucination** - Lack of evidence, but claim appears plausible

Notes:

No evidence for term or concept.


Claim 17

NO_EVIDENCE

Score: 1

"Statistical indicators can obscure complex social realities."

Hallucination Assessment:

 **Possible Hallucination** - Lack of evidence, but claim appears plausible

Notes:

No evidence for obscuring effect.

Claim 18

NO_EVIDENCE

Score: 1

"Epistemic injustice occurs where certain speakers face credibility deficits due to structural power imbalances."

Hallucination Assessment:

 **Possible Hallucination** - Lack of evidence, but claim appears plausible

Notes:

No evidence for injustice mechanism.



 **Possible Hallucination** - Lack of evidence, but claim appears plausible

Notes:

No evidence for documentation improvement.


Claim 20

NO_EVIDENCE

Score: 1

"Media literacy programs could help audiences recognize how power asymmetries shape credibility assessments."

Hallucination Assessment:

 **Possible Hallucination** - Lack of evidence, but claim appears plausible

Notes:

No evidence for program effectiveness.

Claim 21

NO_EVIDENCE

Score: 1

"Policy analysis that relies exclusively on quantitative metrics may overlook important dimensions of human experience and vulnerability."

Hallucination Assessment:

 **Possible Hallucination** - Lack of evidence, but claim appears plausible

Notes:

No evidence for oversight.



Hallucination Assessment:

 **Possible Hallucination** - Lack of evidence, but claim appears plausible

Notes:

No evidence for law implications.

Claim 23

NO_EVIDENCE

Score: 1

"Cultural memory of asymmetric conflicts may be shaped by the same credibility dynamics that influence contemporary reporting and policy discourse."

Hallucination Assessment:

 **Possible Hallucination** - Lack of evidence, but claim appears plausible

Notes:

No evidence for memory shaping.

Claim 24

NO_EVIDENCE

Score: 1

"The quantitative analysis relied on available indicators that may not capture all relevant dimensions of asymmetric conflict."


Hallucination Assessment:

 **Possible Hallucination** - Lack of evidence, but claim appears plausible

Notes:

No evidence for indicator limitations.



 **Possible Hallucination** - Lack of evidence, but claim appears plausible

Notes:

No evidence for insights or limitations.

Hallucination Check Metadata

Model: deepseek-chat

Max Claims: 25

Paper ID: review_20251127_214626

Method: SciFact/VeriSci