



HIKMA Fact-Check Report

Comprehensive authenticity analysis and verification

Paper Verified

Unequal Modernities, Unequal Measures of Trust

1.6 out of 10

OVERALL FACT SCORE

X REJECT

RECOMMENDATION

20

CLAIMS VERIFIED



be problematic, and substantial revisions are recommended before acceptance. There are critical issues with reference authenticity, claim verification, or data integrity. A thorough revision addressing these fundamental concerns is essential before the paper can be considered for publication.

Overall Assessment:

2 out of 10


Reference Authenticity

Verifies that cited references exist and are correctly attributed

0.0

out of 10

Score Distribution



0: References are fabricated or non-existent

10: All references are verified and correctly attributed


Claim-Reference Alignment

Checks if claims accurately reflect the content of cited references

0.0

out of 10

Score Distribution



0: Claims completely misrepresent the cited sources

10: Claims perfectly align with cited source content



0: Numerical data contains major inconsistencies

10: All data is internally consistent and accurate


Scientific Consensus

Evaluates if claims align with established scientific consensus

0.0

out of 10

Score Distribution



0: Claims contradict established scientific consensus

10: Claims fully align with scientific consensus


Hallucination Check

Detects fabricated or unsupported statements

4.5

out of 10

Score Distribution



0: Contains fabricated or unsupported statements

10: All statements are well-supported and verified



AI Scholar Frontier

Advanced Research Verification & Knowledge Discovery Platform



AI SCHOLAR FRONTIER





Ref Auth

0 out of 2

Alignment

0 out of 2

Data

1 out of 2

Consensus

0 out of 2

Halluc

1 out of 2

Final Score: 2.0 out of 10 **Notes:** No source cited for calculation. Table 1 shows means but no direct 44x ratio.

Claim 2

UNRELIABLE

"Infant mortality in Palestine is approximately 4.5 times higher than in Israel (2000–2021)."

Ref Auth

0 out of 2

Alignment

0 out of 2

Data

1 out of 2

Consensus

0 out of 2

Halluc

1 out of 2

Final Score: 2.0 out of 10 **Notes:** No source cited. Table 2 shows means: 15.905 vs 3.545 (~4.5x).



Data

1 out of 2

Consensus

0 out of 2

Halluc

1 out of 2

Final Score: 2.0 out of 10

Notes: No source cited. Table 2 shows means: 21.823 vs 5.050 (~4.3x).

Claim 4

UNRELIABLE

"Literacy rates in Israel are nearly 5 percentage points higher than in Palestine (2000–2021)."

Ref Auth

0 out of 2

Alignment

0 out of 2

Data

1 out of 2

Consensus

0 out of 2

Halluc

1 out of 2

Final Score: 2.0 out of 10

Notes: No source cited. Table 1 shows means: 97.795% vs 93.067% (~4.7 points).



Data

1 out of 2

Consensus

0 out of 2

Halluc

1 out of 2

Final Score: 2.0 out of 10

Notes: No source cited. Table 4 lists this correlation.

Claim 6

UNRELIABLE

"Correlation between Fertility and Literacy is $r=-0.965$ (2000–2021)."

Ref Auth

0 out of 2

Alignment

0 out of 2

Data

1 out of 2

Consensus

0 out of 2

Halluc

1 out of 2

Final Score: 2.0 out of 10

Notes: No source cited. Table 4 lists this correlation.



0 out of 2

0 out of 2

Data

0 out of 2

Consensus

0 out of 2

Halluc

1 out of 2

Final Score: 1.0 out of 10

Notes: No URL, DOI, or citation provided. Cannot verify existence.

Claim 8

UNRELIABLE

"Panel dataset covers 2000–2021 for Israel and Palestine, comprising 44 observations across 16 indicators."

Ref Auth

0 out of 2

Alignment

0 out of 2

Data

0 out of 2

Consensus

0 out of 2

Halluc

1 out of 2

Final Score: 1.0 out of 10

Notes: No source provided. Cannot verify dataset structure.



Data

1 out of 2

Consensus

0 out of 2

Halluc

1 out of 2

Final Score: 2.0 out of 10

Notes: No source cited. Table 1 reports this mean.

Claim 10

UNRELIABLE

"Palestine's mean GDP (2000–2021) is 5.598 billion USD."

Ref Auth

0 out of 2

Alignment

0 out of 2

Data

1 out of 2

Consensus

0 out of 2

Halluc

1 out of 2

Final Score: 2.0 out of 10

Notes: No source cited. Table 1 reports this mean.



Data

1 out of 2

Consensus

0 out of 2

Halluc

1 out of 2

Final Score: 2.0 out of 10

Notes: No source cited. Table 2 reports this mean.

Claim 12

UNRELIABLE

"Palestine's mean fertility rate (2000–2021) is 4.116."

Ref Auth

0 out of 2

Alignment

0 out of 2

Data

1 out of 2

Consensus

0 out of 2

Halluc

1 out of 2

Final Score: 2.0 out of 10

Notes: No source cited. Table 2 reports this mean.



Data

1 out of 2

Consensus

0 out of 2

Halluc

1 out of 2

Final Score: 2.0 out of 10

Notes: No source cited. Table 3 reports this mean.

Claim 14

UNRELIABLE

"Palestine has no active or reserve military personnel data reported (2000–2021)."

Ref Auth

0 out of 2

Alignment

0 out of 2

Data

1 out of 2

Consensus

0 out of 2

Halluc

1 out of 2

Final Score: 2.0 out of 10

Notes: No source cited. Table 3 shows '—' for Palestine.



Data

1 out of 2

Consensus

0 out of 2

Halluc

1 out of 2

Final Score: 2.0 out of 10

Notes: No source cited. Table 5 reports this difference.

Claim 16

UNRELIABLE

"Qualitative data collection involved interpretive memos from media reports, policy documents, academic literature (2000–2021)."

Ref Auth

0 out of 2

Alignment

0 out of 2

Data

0 out of 2

Consensus

0 out of 2

Halluc

1 out of 2

Final Score: 1.0 out of 10

Notes: No sources provided for qualitative data. Cannot verify.



Data

0 out of 2

Consensus

0 out of 2

Halluc

0 out of 2

Final Score: 0.0 out of 10

Notes: Reference placeholder '?' used. No actual citation.

✓ **Supporting:** ?

Claim 18

UNRELIABLE

"Data handling followed GDPR-aligned practices for secure storage and transparent provenance."

Ref Auth

0 out of 2

Alignment

0 out of 2

Data

0 out of 2

Consensus

0 out of 2

Halluc

1 out of 2

Final Score: 1.0 out of 10

Notes: No evidence provided for GDPR compliance.



0 out of 2

0 out of 2

Data

0 out of 2

Consensus

0 out of 2

Halluc

1 out of 2

Final Score: 1.0 out of 10

Notes: No institutional policy or evidence provided.

Claim 20

UNRELIABLE

"The study contributes to understanding how measurable disparities influence perceptions of authority and empathy in conflict communication."

Ref Auth

0 out of 2

Alignment

0 out of 2

Data

0 out of 2

Consensus

0 out of 2

Halluc

1 out of 2

Final Score: 1.0 out of 10

Notes: Interpretive claim without empirical support in provided text.



Invalid/Placeholder:

0

Duplicates:

0

Flagged Wrong References

- All references are placeholders '?' or missing.



Data Audit

Numeric Items Checked:

20



Figures & Tables Audit

Items Checked:

5



Ethics Compliance

IRB/Ethics Mentioned:

Yes ✓

Consent Mentioned:

No ✗

Data Protection:

Yes ✓

Missing Items:

- No IRB/ethics approval statement despite qualitative data collection from human-generated documents.

Fact-Check Metadata



AI Scholar Frontier

Advanced Research Verification & Knowledge Discovery Platform



AI SCHOLAR FRONTIER



© 2025 AI Scholar Frontier. All rights reserved.