



HIKMA Hallucination Check Report

SciFact-style hallucination detection and verification

Paper Analyzed

**From Witness to World: How Global Protest Solidarity
Constructs Credibility in the Israel–Palestine War**

MEDIUM

HALLUCINATION RISK

0.0%

HALLUCINATION INDEX

25

CLAIMS ANALYZED


0

CLAIMS SUPPORTED



0

Claims with supporting evidence



No Evidence



25

Claims lacking evidence



Refuted



0

Claims contradicted by evidence





the Israel-Palestine war from 2017 to 2024."

Hallucination Assessment:

 **Possible Hallucination** - Lack of evidence, but claim appears plausible

Notes:

No evidence provided for study's existence or timeframe.

Claim 2

NO_EVIDENCE

Score: 1

"The research analyzes 26 protest events from the Global Protest Tracker dataset using a mixed-methods approach."

Hallucination Assessment:

 **Possible Hallucination** - Lack of evidence, but claim appears plausible

Notes:

No evidence for dataset existence or analysis.

Claim 3

NO_EVIDENCE

Score: 1

"Findings indicate that pro-Palestinian solidarity predominates in the protest landscape, with credibility being co-produced through witness testimony, statistical evidence of casualties, and embodied protest practices."


Hallucination Assessment:

 **Possible Hallucination** - Lack of evidence, but claim appears plausible

Notes:

No evidence for findings or mechanisms.



 **Possible Hallucination** - Lack of evidence, but claim appears plausible

Notes:

No evidence for causal relationship.


Claim 5

NO_EVIDENCE

Score: 1

"The study employs methodological triangulation and systematic coding procedures to ensure analytic rigor."

Hallucination Assessment:

 **Possible Hallucination** - Lack of evidence, but claim appears plausible

Notes:

No evidence for methodological details.

Claim 6

NO_EVIDENCE

Score: 1

"The theoretical framework draws from literature on epistemic trust Fricker (2007), moral witnessing Margalit (2002), and communicative action Habermas (1984)."

Hallucination Assessment:

 **Possible Hallucination** - Lack of evidence, but claim appears plausible

Notes:

No evidence for framework or citations.



 **Possible Hallucination** - Lack of evidence, but claim appears plausible

Notes:

No evidence for dataset or filtering.

Claim 8

NO_EVIDENCE

Score: 1

"The dataset includes publicly available information about protest events worldwide."

Hallucination Assessment:

 **Possible Hallucination** - Lack of evidence, but claim appears plausible

Notes:

No evidence for dataset characteristics.

Claim 9

NO_EVIDENCE

Score: 1

"The sampling strategy involved filtering the complete dataset to include only events where the triggers or motivations fields contained references to Israel, Palestine, or Gaza using case-insensitive text matching."

Hallucination Assessment:


 **Possible Hallucination** - Lack of evidence, but claim appears plausible

Notes:

No evidence for sampling procedure.



Hallucination Assessment:

 **Possible Hallucination** - Lack of evidence, but claim appears plausible

Notes:

No evidence for dataset variables.

Claim 11

NO_EVIDENCE

Score: 1

"Stance coding was performed using rule-based text analysis of triggers and motivations fields."

Hallucination Assessment:

 **Possible Hallucination** - Lack of evidence, but claim appears plausible

Notes:

No evidence for coding procedure.

Claim 12

NO_EVIDENCE

Score: 1

"Events were classified as pro-Palestinian, domestic-Israel, or neutral/other based on explicit references in protest descriptions."

Hallucination Assessment:

 **Possible Hallucination** - Lack of evidence, but claim appears plausible

Notes:

No evidence for classification scheme.



 **Possible Hallucination** - Lack of evidence, but claim appears plausible

Notes:

No evidence for qualitative methods.


Claim 14

NO_EVIDENCE

Score: 1

"The analysis followed an iterative coding process that moved from initial open coding to focused thematic development Krippendorff (2018)."

Hallucination Assessment:

 **Possible Hallucination** - Lack of evidence, but claim appears plausible

Notes:

No evidence for coding process or citation.

Claim 15

NO_EVIDENCE

Score: 1

"The coding framework was developed through reading of protest descriptions and identification of recurring themes related to credibility construction."


Hallucination Assessment:

 **Possible Hallucination** - Lack of evidence, but claim appears plausible

Notes:

No evidence for framework development.



 **Possible Hallucination** - Lack of evidence, but claim appears plausible

Notes:

No evidence for code definitions.

Claim 17

NO_EVIDENCE

Score: 1

"The temporal distribution of protest events shows increased activity in recent years, particularly in 2023–2024, coinciding with escalations in the Israel–Palestine conflict."

Hallucination Assessment:

 **Possible Hallucination** - Lack of evidence, but claim appears plausible

Notes:

No evidence for temporal patterns.


Claim 18

NO_EVIDENCE

Score: 1

"The geographic analysis indicates that the majority of events occurred in MENA regions, with Israel, Gaza Strip, and West Bank accounting for the highest concentration of protests."

Hallucination Assessment:

 **Possible Hallucination** - Lack of evidence, but claim appears plausible

Notes:

No evidence for geographic distribution.



 **Possible Hallucination** - Lack of evidence, but claim appears plausible

Notes:

No evidence for stance distribution.


Claim 20

NO_EVIDENCE

Score: 1

"The size distribution of protests varied widely, with most events falling into the hundreds to tens of thousands range."

Hallucination Assessment:

 **Possible Hallucination** - Lack of evidence, but claim appears plausible

Notes:

No evidence for size distribution.

Claim 21

NO_EVIDENCE

Score: 1

"Protests experiencing violent government responses had substantially higher mean peak sizes (158,867) compared to those without violent responses (28,438)."

Hallucination Assessment:

 **Possible Hallucination** - Lack of evidence, but claim appears plausible

Notes:

No evidence for size-response relationship.



Hallucination Assessment:

 **Possible Hallucination** - Lack of evidence, but claim appears plausible

Notes:

No evidence for correlation coefficients.

Claim 23

NO_EVIDENCE

Score: 1

"The qualitative analysis revealed three primary credibility construction strategies: witness testimony and moral framing, statistical evidence and humanitarian appeals, and embodied protest practices."

Hallucination Assessment:

 **Possible Hallucination** - Lack of evidence, but claim appears plausible

Notes:

No evidence for qualitative findings.

Claim 24

NO_EVIDENCE

Score: 1

"The mixed-methods analysis of 26 protest events revealed that credibility emerges through witness testimony, statistical evidence of casualties, and embodied protest practices."


Hallucination Assessment:

 **Possible Hallucination** - Lack of evidence, but claim appears plausible

Notes:

No evidence for main findings.



 **Possible Hallucination** - Lack of evidence, but claim appears plausible

Notes:

No evidence for causal mechanism.

Hallucination Check Metadata

Model: deepseek-chat

Max Claims: 25

Paper ID: review_20251127_214749

Method: SciFact/VeriSci