



HIKMA Hallucination Check Report

SciFact-style hallucination detection and verification

Paper Analyzed

“Numbers That Speak”: Digital Witnessing and Moral Trust in the *War in Gaza* Dataset

HIGH

HALLUCINATION RISK

32.0%

HALLUCINATION INDEX

25

CLAIMS ANALYZED

9

CLAIMS SUPPORTED



9

Claims with supporting evidence



No Evidence



16

Claims lacking evidence



Refuted



0


Claims contradicted by evidence





across Gaza and the West Bank from 2023 to 2024."

Hallucination Assessment:

 **Possible Hallucination** - Lack of evidence, but claim appears plausible

Notes:

Dataset existence not verified by provided references.

Claim 2

SUPPORTED

Score: 0

"Margalit (2002) developed theories of moral witnessing."

Hallucination Assessment:

 **No Hallucination** - Claim is supported by evidence

 **Evidence Used:**

- Margalit, 2002

Notes:

Reference matches title and author.

Claim 3

SUPPORTED

Score: 0

"Fricker (2007) developed theories of epistemic trust."

Hallucination Assessment:

 **No Hallucination** - Claim is supported by evidence

 **Evidence Used:**

- Fricker, 2007



"Traditional conflict event datasets include UCDP (Pettersson & Öberg, 2020) and ACLED (Walther et al., 2024)."

Hallucination Assessment:

 **No Hallucination** - Claim is supported by evidence

 **Evidence Used:**

- Pettersson & Öberg, 2020
- Walther et al., 2024

Notes:

References match provided titles/authors.

Claim 5

SUPPORTED

Score: 0

"Zelizer (2021) examined digital mediation."

Hallucination Assessment:

 **No Hallucination** - Claim is supported by evidence

 **Evidence Used:**

- Zelizer, 2021

Notes:

Reference matches title and author.

Claim 6

SUPPORTED

Score: 0

"Box et al. (1978) developed time-series analysis methods."



Notes:

Reference matches title and author.

Claim 7

SUPPORTED

Score: 0

"Braun & Clarke (2006) developed thematic analysis in psychology."

Hallucination Assessment:

 **No Hallucination** - Claim is supported by evidence

Evidence Used:

- Braun & Clarke, 2006

Notes:

Reference matches title and authors.

Claim 8

SUPPORTED

Score: 0

"Strauss & Glaser (1967) developed grounded theory."

Hallucination Assessment:

 **No Hallucination** - Claim is supported by evidence

Evidence Used:

- Strauss & Glaser, 1967

Notes:

Reference matches title and authors.

Claim 9

SUPPORTED

Score: 0



- Pink et al., 2015

Notes:

Reference matches title and authors.

Claim 10

SUPPORTED

Score: 0

"Creswell & Creswell wrote about research design for qualitative, quantitative, and mixed methods."

Hallucination Assessment:

 **No Hallucination** - Claim is supported by evidence

 **Evidence Used:**

- Creswell & Creswell

Notes:

Reference matches provided title.

Claim 11

NO_EVIDENCE

Score: 1

"The study analyzes the west_bank_daily.csv subset of the War in Gaza dataset, comprising 213 daily entries from October 2023 to May 2024."


Hallucination Assessment:

 **Possible Hallucination** - Lack of evidence, but claim appears plausible

Notes:

Dataset subset not verified by references.



 **Possible Hallucination** - Lack of evidence, but claim appears plausible

Notes:

Dataset structure not verified.

Claim 13

NO_EVIDENCE

Score: 1

"Quantitative analysis employed Pearson correlation coefficients to examine relationships among key variables including fatalities, injuries, and incident frequency."

Hallucination Assessment:

 **Possible Hallucination** - Lack of evidence, but claim appears plausible

Notes:

Method application not verified.

Claim 14

SUPPORTED

Score: 0

"Time-series analysis utilized 7-day rolling means to identify trends in violence patterns (Box et al., 1978)."

Hallucination Assessment:

 **No Hallucination** - Claim is supported by evidence

 **Evidence Used:**

- Box et al., 1978

Notes:

Method reference is valid.



✓ **No Hallucination** - Claim is supported by evidence

 **Evidence Used:**

- Braun & Clarke, 2006

Notes:

Method reference is valid.

Claim 16

NO_EVIDENCE

Score: 1

"Inter-coder agreement was formally assessed using Cohen's kappa coefficient, which exceeded 0.85."

Hallucination Assessment:

⚠ **Possible Hallucination** - Lack of evidence, but claim appears plausible

Notes:

Specific metric not verified.

Claim 17

NO_EVIDENCE

Score: 2

"November–December 2023 showed the highest incident frequency (72 incidents, 45.8% of total), with mean fatalities peaking at 10.2 in December."

Hallucination Assessment:

✗ **Hallucination Detected** - Claim is refuted or contains fabricated information

Notes:

Numerical results not grounded in evidence.



✗ Hallucination Detected - Claim is refuted or contains fabricated information

Notes:

Numerical results not grounded in evidence.

Claim 19

NO_EVIDENCE

Score: 2

"Armed raids constituted the most frequent incident type (29.1%), while airstrikes, though less frequent (9.9%), resulted in the highest mean fatalities (12.2)."

Hallucination Assessment:

✗ Hallucination Detected - Claim is refuted or contains fabricated information

Notes:

Numerical results not grounded in evidence.

Claim 20

NO_EVIDENCE

Score: 2

"Demographic analysis showed males comprising 79.3% of recorded casualties, with the 18–35 age group most affected (116 individuals)."


Hallucination Assessment:

✗ Hallucination Detected - Claim is refuted or contains fabricated information

Notes:

Numerical results not grounded in evidence.



 **Possible Hallucination** - Lack of evidence, but claim appears plausible

Notes:

Themes not verified by evidence.


Claim 22

NO_EVIDENCE

Score: 2

"Correlation matrix shows Pearson r of 0.88 between fatalities and injuries."

Hallucination Assessment:

 **Hallucination Detected** - Claim is refuted or contains fabricated information

Notes:

Specific correlation value not verified.


Claim 23

NO_EVIDENCE

Score: 2

"7-day rolling mean of fatalities peaked at 10.3 in Week 4."


Hallucination Assessment:

 **Hallucination Detected** - Claim is refuted or contains fabricated information

Notes:

Specific temporal trend value not verified.



 **Possible Hallucination** - Lack of evidence, but claim appears plausible

Notes:

Assertion about dataset use not verified.


Claim 25

NO_EVIDENCE

Score: 1

"The systematic aggregation of incidents across the West Bank creates geographical patterns that reveal structural aspects of violence."

Hallucination Assessment:

 **Possible Hallucination** - Lack of evidence, but claim appears plausible

Notes:

Interpretation not directly supported.

Hallucination Check Metadata

Model: deepseek-chat

Max Claims: 25

Paper ID: review_20251127_215323

Method: SciFact/VeriSci



AI Scholar Frontier

Advanced Research Verification & Knowledge Discovery Platform



AI SCHOLAR FRONTIER

