



HIKMA Fact-Check Report

Comprehensive authenticity analysis and verification

Paper Verified

“Numbers That Speak”: Digital Witnessing and Moral Trust in the *War in Gaza* Dataset

0.0 out of 10

OVERALL FACT SCORE

X REJECT

RECOMMENDATION

20

CLAIMS VERIFIED



be problematic, and substantial revisions are recommended before acceptance. There are critical issues with reference authenticity, claim verification, or data integrity. A thorough revision addressing these fundamental concerns is essential before the paper can be considered for publication.

Overall Assessment:

0 out of 10


Reference Authenticity

Verifies that cited references exist and are correctly attributed

0.0

out of 10

Score Distribution



0: References are fabricated or non-existent

10: All references are verified and correctly attributed


Claim-Reference Alignment

Checks if claims accurately reflect the content of cited references

0.0

out of 10

Score Distribution



0: Claims completely misrepresent the cited sources

10: Claims perfectly align with cited source content



0: Numerical data contains major inconsistencies

10: All data is internally consistent and accurate


Scientific Consensus

Evaluates if claims align with established scientific consensus

0.0

out of 10

Score Distribution



0: Claims contradict established scientific consensus

10: Claims fully align with scientific consensus


Hallucination Check

Detects fabricated or unsupported statements

0.0

out of 10

Score Distribution



0: Contains fabricated or unsupported statements

10: All statements are well-supported and verified



Critical Flags

- Incomplete evaluation - missing required fields



from verified sources, creating a numerical archive of events."

Ref Auth
0 out of 2

Alignment
0 out of 2

Data
0 out of 2

Consensus
0 out of 2

Halluc
1 out of 2

Final Score: 2.0 out of 10 **Notes:** Dataset existence and properties unverifiable; no source provided.

Claim 2

UNRELIABLE

"The study analyzes the west_bank_daily.csv subset of the War in Gaza dataset, comprising 213 daily entries from October 2023 to May 2024."

Ref Auth
0 out of 2

Alignment
0 out of 2

Data
0 out of 2

Consensus
0 out of 2

Halluc
1 out of 2

Final Score: 2.0 out of 10

Notes: Specific dataset file and entry count unverifiable; no source.



0 out of 2

0 out of 2

Data

0 out of 2

Consensus

0 out of 2

Halluc

1 out of 2

Final Score: 2.0 out of 10 **Notes:** Quantitative results lack source; cannot verify calculation or data.

Claim 4

UNRELIABLE

"Regional analysis indicated Hebron (45 incidents) and Nablus (39 incidents) as the most affected areas."

Ref Auth

0 out of 2

Alignment

0 out of 2

Data

0 out of 2

Consensus

0 out of 2

Halluc

1 out of 2

Final Score: 2.0 out of 10 **Notes:** Geographic distribution claims unverifiable without source data.



0 out of 2

0 out of 2

Data

0 out of 2

Consensus

0 out of 2

Halluc

1 out of 2

Final Score: 2.0 out of 10

Notes: Incident type statistics unverifiable; no source provided.

Claim 6

UNRELIABLE

"Demographic analysis showed males comprising 79.3% of recorded casualties, with the 18–35 age group most affected (116 individuals)."

Ref Auth

0 out of 2

Alignment

0 out of 2

Data

0 out of 2

Consensus

0 out of 2

Halluc

1 out of 2

Final Score: 2.0 out of 10

Notes: Demographic figures unverifiable; no source data.



0 out of 2

0 out of 2

Data

0 out of 2

Consensus

0 out of 2

Halluc

1 out of 2

Final Score: 2.0 out of 10

Notes: Dataset schema unverifiable; no accessible dataset provided.

Claim 8

UNRELIABLE

"Quantitative analysis employed descriptive statistics including means, standard deviations, and ranges to characterize patterns in fatalities, injuries, and incident frequency."

Ref Auth

0 out of 2

Alignment

0 out of 2

Data

0 out of 2

Consensus

0 out of 2

Halluc

1 out of 2

Final Score: 2.0 out of 10

Notes: Methodological claim unverifiable; no data or code to audit.



0 out of 2

0 out of 2

Data

0 out of 2

Consensus

0 out of 2

Halluc

1 out of 2

Final Score: 2.0 out of 10

Notes: Statistical analysis claim unverifiable without source data.

Claim 10

NEEDS_HUMAN_REVIEW

"Time-series analysis utilized 7-day rolling means to identify trends in violence patterns across the observation period (Box et al., 1978)."

Ref Auth

1 out of 2

Alignment

1 out of 2

Data

0 out of 2

Consensus

1 out of 2

Halluc

2 out of 2

Final Score: 5.0 out of 10 **Notes:** Method citation partial; time-series method standard, but application unverifiable.

✓ **Supporting:** Box et al., 1978



1 out of 2

Data

0 out of 2

Halluc

2 out of 2

1 out of 2

Consensus

2 out of 2

Final Score: 6.0 out of 10 **Notes:** Method citation partial; thematic analysis is standard, but application unverifiable.

✓ **Supporting:** Braun & Clarke, 2006

Claim 12

NEEDS_HUMAN_REVIEW

"The analysis was complemented by digital ethnography principles for analyzing online conflict documentation (Pink et al., 2015)."

Ref Auth

1 out of 2

Alignment

1 out of 2

Data

0 out of 2

Consensus

1 out of 2

Halluc

2 out of 2

Final Score: 5.0 out of 10 **Notes:** Method citation partial; digital ethnography is a field, but application unverifiable.

✓ **Supporting:** Pink et al., 2015



0 out of 2

0 out of 2

Data

0 out of 2

Consensus

0 out of 2

Halluc

1 out of 2

Final Score: 2.0 out of 10 **Notes:** Reliability statistic unverifiable; no data or intercoder records provided.

Claim 14

UNRELIABLE

"The study utilized publicly available archival data containing no personally identifiable information, minimizing risks to individuals and communities."

Ref Auth

0 out of 2

Alignment

0 out of 2

Data

0 out of 2

Consensus

0 out of 2

Halluc

1 out of 2

Final Score: 2.0 out of 10 **Notes:** Data provenance and PII status unverifiable; dataset not provided.



1 out of 2

Data

0 out of 2

Halluc

2 out of 2

1 out of 2

Consensus

2 out of 2

Final Score: 6.0 out of 10 **Notes:** Theoretical citations partial; concepts exist but application unverifiable.

✓ **Supporting:** Margalit, 2002, Fricker, 2007

Claim 16

NEEDS_HUMAN_REVIEW

"Traditional conflict event datasets like UCDP (Pettersson & Öberg, 2020) and ACLED (Walther et al., 2024) focus on geospatial and temporal analysis of violence."

Ref Auth

1 out of 2

Alignment

1 out of 2

Data

0 out of 2

Consensus

2 out of 2

Halluc

2 out of 2

Final Score: 6.0 out of 10 **Notes:** Dataset citations partial; UCDP and ACLED are real but description unverified.

✓ **Supporting:** Pettersson & Öberg, 2020, Walther et al., 2024



1 out of 2

Data

0 out of 2

Halluc

2 out of 2

1 out of 2

Consensus

1 out of 2

Final Score: 5.0 out of 10 **Notes:** Citation partial; Zelizer is a known scholar, but specific claim unverified.

✓ **Supporting:** Zelizer, 2021

Claim 18

UNRELIABLE

"The qualitative component draws from narrative inquiry traditions, treating each data entry as a unit of testimony contributing to collective narratives."

Ref Auth

0 out of 2

Alignment

0 out of 2

Data

0 out of 2

Consensus

1 out of 2

Halluc

1 out of 2

Final Score: 2.0 out of 10 **Notes:** Methodological claim unverifiable; no source for narrative inquiry application.



0 out of 2

0 out of 2

Data

0 out of 2

Consensus

1 out of 2

Halluc

1 out of 2

Final Score: 2.0 out of 10 **Notes:** Research design claim unverifiable; no evidence of execution provided.

Claim 20

UNRELIABLE

"The documentation of Palestinian experiences operates within specific theoretical frameworks including oral history methodology, decolonial theory, and narrative inquiry."

Ref Auth

0 out of 2

Alignment

0 out of 2

Data

0 out of 2

Consensus

1 out of 2

Halluc

1 out of 2

Final Score: 2.0 out of 10 **Notes:** Theoretical framing claim unverifiable; no citations for these frameworks.



Invalid/Placeholder:

10

Duplicates:

0

Flagged Wrong References

- All references have incomplete metadata (missing volume, issue, pages, publisher, DOI).
- Creswell & Creswell reference incomplete (no year, title truncated).
- Strauss & Glaser 1967 citation style atypical for book.



Data Audit

Numeric Items Checked:

8

Mismatches:

- Table 3 total incidents (168) does not match text claim of 213 entries.
- Table 6 total casualties (271) does not align with other fatality/injury totals.
- Percentages in text (e.g., 45.8%) do not match calculated values from provided numbers.



Figures & Tables Audit

Items Checked:

8

Caption-Data Mismatches:

- Table 3 caption mentions 'Monthly Distribution' but data appears incomplete (Oct-Mar only).
- Table 4 includes 'Population Density' column with no source or explanation.



Fact-Check Metadata

Model: deepseek-chat

Max Claims: 20

Domain: Genocide Studies

Paper ID: review_20251127_215323