



## HIKMA Hallucination Check Report

SciFact-style hallucination detection and verification

Paper Analyzed

**‘The Law Speaks for the Silenced’: Trust, Moral Witnessing, and Communicative Authority in the South Africa v. Israel Genocide Proceedings (2023–2024)**

**LOW**

HALLUCINATION RISK

**0.0%**

HALLUCINATION INDEX

**25**

CLAIMS ANALYZED


**0**

CLAIMS SUPPORTED



0

Claims with supporting evidence



No Evidence



25

Claims lacking evidence



Refuted



0


Claims contradicted by evidence





*statements, court filings, and media reports."*

**Hallucination Assessment:**

 **Possible Hallucination** - Lack of evidence, but claim appears plausible

**Notes:**

No evidence provided for dataset existence or methodology.

## Claim 2

NO\_EVIDENCE

Score: 1

*"Quantitative analysis reveals correlations between empathetic framing and perceived legitimacy ( $r = 0.63$ )."*

**Hallucination Assessment:**

 **Possible Hallucination** - Lack of evidence, but claim appears plausible

**Notes:**

No evidence provided for statistical analysis or results.

## Claim 3

NO\_EVIDENCE

Score: 1

*"Legal filings demonstrated higher rates of procedural language (78%) compared to media reports (42%)."*

**Hallucination Assessment:**

 **Possible Hallucination** - Lack of evidence, but claim appears plausible

**Notes:**

No evidence provided for language analysis percentages.



**Notes:**

No evidence provided for NGO document analysis.


## Claim 5

NO\_EVIDENCE

Score: 1

*"The dataset includes 2,200 publicly available documents from October 2023 to April 2024."*

**Hallucination Assessment:**

 **Possible Hallucination** - Lack of evidence, but claim appears plausible

**Notes:**

No evidence provided for dataset composition.

## Claim 6

NO\_EVIDENCE

Score: 1

*"Documents were sampled through systematic collection from institutional archives and media databases."*


**Hallucination Assessment:**

 **Possible Hallucination** - Lack of evidence, but claim appears plausible

**Notes:**

No evidence provided for sampling methodology.



 **Possible Hallucination** - Lack of evidence, but claim appears plausible

**Notes:**

No evidence provided for coding scheme or procedures.


## Claim 8

NO\_EVIDENCE

Score: 1

*"Quantitative analysis involved descriptive statistics of tone distribution, regional representation, and temporal patterns."*

**Hallucination Assessment:**

 **Possible Hallucination** - Lack of evidence, but claim appears plausible

**Notes:**

No evidence provided for statistical procedures.

## Claim 9

NO\_EVIDENCE

Score: 1

*"Qualitative analysis employed thematic coding using NVivo software, with codes developed through iterative review."*

**Hallucination Assessment:**

 **Possible Hallucination** - Lack of evidence, but claim appears plausible

**Notes:**

No evidence provided for qualitative analysis procedures.



### Notes:

No evidence provided for coding framework.

## Claim 11

NO\_EVIDENCE

Score: 1

*"The integration of quantitative and qualitative findings occurred through methodological triangulation."*

### Hallucination Assessment:

 **Possible Hallucination** - Lack of evidence, but claim appears plausible

### Notes:

No evidence provided for integration procedures.

## Claim 12

NO\_EVIDENCE

Score: 1

*"Peer debriefing involved regular discussions with colleagues familiar with international law and media studies."*

### Hallucination Assessment:

 **Possible Hallucination** - Lack of evidence, but claim appears plausible

### Notes:

No evidence provided for validation procedures.



### Notes:

No evidence provided for dataset accessibility.

## Claim 14

NO\_EVIDENCE

Score: 1

*"Table 1 shows tone distribution: Neutral Legal 37.7%, Empathetic Humanitarian 27.7%, Critical/Accusatory 21.8%, Defensive/Rebuttal 12.8%."*

### Hallucination Assessment:

 **Possible Hallucination** - Lack of evidence, but claim appears plausible

### Notes:

No evidence provided for tone distribution data.

## Claim 15

NO\_EVIDENCE

Score: 1

*"Table 2 shows regional distribution: Africa 32.7%, Europe 24.5%, North America 19.5%, Middle East 16.4%, Asia-Pacific 6.9%."*

### Hallucination Assessment:

 **Possible Hallucination** - Lack of evidence, but claim appears plausible

### Notes:

No evidence provided for regional distribution data.



 **Possible Hallucination** - Lack of evidence, but claim appears plausible

**Notes:**

No evidence provided for temporal frequency data.


## Claim 17

NO\_EVIDENCE

Score: 1

*"Table 4 shows correlation with empathy: Official Legal Docs ( $r=0.12$ ), News Media ( $r=0.56$ ), NGO Reports ( $r=0.63$ ), Diplomatic Statements ( $r=0.48$ )."*

**Hallucination Assessment:**

 **Possible Hallucination** - Lack of evidence, but claim appears plausible

**Notes:**

No evidence provided for correlation coefficients.

## Claim 18

NO\_EVIDENCE

Score: 1

*"Table 5 shows speaker categories: South African Officials (270, 64% positive), Israeli Officials (180, 18% positive), UN Representatives (130, 52% positive), Journalists (400, 46% positive)."*

**Hallucination Assessment:**

 **Possible Hallucination** - Lack of evidence, but claim appears plausible

**Notes:**

No evidence provided for speaker analysis data.



 **Possible Hallucination** - Lack of evidence, but claim appears plausible

**Notes:**

No evidence provided for correlation matrix.


## Claim 20

NO\_EVIDENCE

Score: 1

"Table 7 shows media tone by continent: Africa (Legal Focus 0.22, Humanitarian Focus 0.64), Europe (0.44, 0.38), North America (0.49, 0.33), Middle East (0.33, 0.59), Asia-Pacific (0.37, 0.48)."

**Hallucination Assessment:**

 **Possible Hallucination** - Lack of evidence, but claim appears plausible

**Notes:**

No evidence provided for continental media analysis.

## Claim 21

NO\_EVIDENCE

Score: 1

"Table 8 shows sentiment distribution: South African Officials (58% positive), Israeli Officials (14% positive), UN Representatives (46% positive), Journalists (34% positive)."


**Hallucination Assessment:**

 **Possible Hallucination** - Lack of evidence, but claim appears plausible

**Notes:**

No evidence provided for sentiment analysis data.



 **Possible Hallucination** - Lack of evidence, but claim appears plausible

**Notes:**

No evidence provided for word frequency analysis.


## Claim 23

NO\_EVIDENCE

Score: 1

"Table 10 shows cross-correlation: Empathy-Legality ( $r=-0.42$ ), Bias-Tone ( $r=0.71$ ), Humanitarian Terms-Trust Perception ( $r=0.68$ )."

**Hallucination Assessment:**

 **Possible Hallucination** - Lack of evidence, but claim appears plausible

**Notes:**

No evidence provided for cross-correlation data.

## Claim 24

NO\_EVIDENCE

Score: 1

"The dataset is available as an open-source CSV dataset under public license on Kaggle."

**Hallucination Assessment:**

 **Possible Hallucination** - Lack of evidence, but claim appears plausible

**Notes:**

No evidence provided for dataset availability.



**Notes:**

No evidence provided for ethics compliance.

**Hallucination Check Metadata**

Model: deepseek-chat

Max Claims: 25

Paper ID: review\_20251127\_215451

Method: SciFact/VeriSci